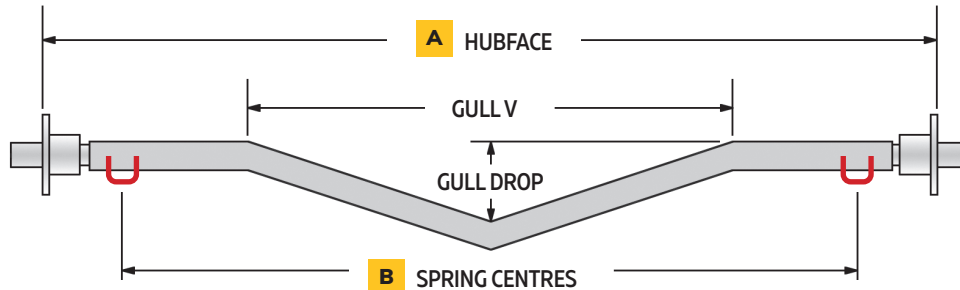


## GULLWING AXLE



Company name:

Contact person:

Email address:

Phone:

### Measurements ▼

**A** Overall hub face length (mm):

**B** Spring centres measurement (mm):

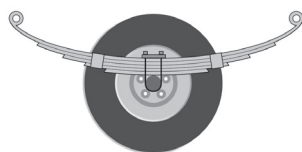
Gull Drop (mm):

Gull V (mm):

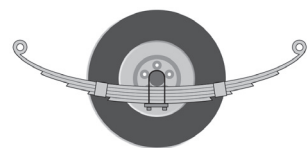
Chassis Width (Outside to outside in mm):

### Location of axle ▼

Underspring Axles:  
(closer to the road) ☐



Overspring Axles:  
(closer to the chassis) ☐



**Axle finish (select one) >**

☐ Pre-Galv

☐ Hot Dip Galv

☐ Bare Steel

**Treadway Axles are all manufactured  
using Box Section with the following  
specifications:**

- 65x65x4mm Box Section on axles 3500kg and above
- 50x50x5mm Box Section on axles 2700kg and below



I confirm that the details I have entered are correct.  
Treadway Ltd takes no responsibility for the provided information being incorrect.

Name:

Signature:

Email your completed form to  
**sales@treadway.com**

**Or scan this QR code** to use our  
handy online order form

